



SILVER CROWN
ROYALTIES INC.

Cboe: **SCRI**
OTCQX: **SLCRF**
BF: **QSO**

CORPORATE PRESENTATION
Q3 2025



DISCLAIMER

This presentation contains certain “forward looking statements” and certain “forward-looking information” as defined under applicable Canadian and U.S. securities laws. Forward-looking statements and information can generally be identified by the use of forward-looking terminology such as “may”, “will”, “should”, “expect”, “intend”, “estimate”, “anticipate”, “believe”, “continue”, “plans” or similar terminology. The forward-looking information contained herein is provided for the purpose of assisting readers in understanding management’s current expectations and plans relating to the future. Readers are cautioned that such information may not be appropriate for other purposes. Forward-looking statements and information include, but are not limited to, statements with respect to the use of proceeds from the offering of units of Silver Crown Royalties Inc. (“SCRi”, the “Company” or “Silver Crown Royalties”). Forward-looking statements and information are based on forecasts of future results, estimates of amounts not yet determinable and assumptions that, while believed by management to be reasonable, are inherently subject to significant business, economic and competitive uncertainties and contingencies. Forward-looking information is subject to known and unknown risks, uncertainties and other factors that may cause the actual actions, events or results to be materially different from those expressed or implied by such forward-looking information, including but not limited to: the impact of general business and economic conditions; the absence of control over mining operations from which SCRi will purchase gold and other metals or from which it will receive royalty payments and risks related to those mining operations, including risks related to international operations, government and environmental regulation, delays in mine construction and operations, actual results of mining and current exploration activities, conclusions of economic evaluations and changes in project parameters as plans continue to be refined; accidents; SCRi’s ability to enter into definitive agreements and close proposed royalty transactions; the inherent uncertainties related to the valuations ascribed by SCRi to its royalty interests; equipment breakdowns, title matters, labor disputes or other unanticipated difficulties or interruptions in operations; problems inherent to the marketability of silver and other metals; the inherent uncertainty of production and cost estimates and the potential for unexpected costs and expenses; industry conditions, including fluctuations in the price of the primary commodities mined at such operations, fluctuations in foreign exchange rates and fluctuations in interest rates; government entities interpreting existing tax legislation or enacting new tax legislation in a way which adversely affects SCRi; stock market volatility; regulatory restrictions; liability, competition, the potential impact of epidemics, pandemics or other public health crises on SCRi’s business, operations and financial condition, loss of key employees. SCRi has attempted to identify important factors that could cause actual results to differ materially from those contained in forward-looking statements, there may be other factors that cause results not to be as anticipated, estimated or intended. There can be no assurance that such statements will prove to be accurate, as actual results and future events could differ materially from those anticipated in such statements. Accordingly, readers are advised not to place undue reliance on forward-looking statements or information. SCRi undertakes no obligation to update forward-looking information except as required by applicable law. Such forward-looking information represents management’s best judgment based on information currently available.



DISCLAIMER

The securities of the Company have not been registered under the United States Securities Act of 1933, as amended (the "U.S. Securities Act"), or any state securities laws and may not be offered or sold within the United States or to U.S. Persons unless registered under the U.S. Securities Act and applicable state securities laws or an exemption from such registration is available.

This document does not constitute an offer to sell, or a solicitation of an offer to buy, securities of the Company in Canada, the United States or any other jurisdiction. Any such offer to sell or solicitation of an offer to buy the securities described herein will be made only pursuant to subscription documentation between the Company and prospective purchasers. Any such offering will be made in reliance upon exemptions from the prospectus and registration requirements under applicable securities laws, pursuant to a subscription agreement to be entered into by the Company and prospective investors.

The technical information in this presentation has been approved by Mitchell E. Lavery, P.Geo technical advisor to the Company and a Qualified Person as defined by National Instrument 43-101 - *Standards of Disclosure for Mineral Projects*.



DISCLAIMER

Ontario Offering Memorandum

This presentation is considered to be an “offering memorandum” in certain provinces of Canada. Securities legislation in certain provinces of Canada in which an offering of securities of the Company is being made provides purchasers, in addition to any other rights they may have at law, with a remedy for rescission or damages, or both, where an offering memorandum or any amendment thereto, contains a misrepresentation. A “misrepresentation” is generally defined under applicable securities laws as an untrue statement of a material fact, or an omission to state a material fact that is required to be stated or that is necessary to make any statement not misleading in light of the circumstances in which it was made. These remedies, or notice with respect thereto, must be exercised or delivered, as the case may be, by the purchaser within the time limit prescribed, and are subject to the defenses contained, in the applicable securities legislation. Canadian purchasers should refer to the applicable provisions of the securities legislation of their respective provinces for the particulars of these rights or consult with a legal advisor. The following is a summary of the rights of rescission or rights to damages available to purchasers. In this regard it is not intended that this presentation is to be made to residents of any jurisdictions outside of Canada and thus the following summary does not address any rights of rescission or rights to damages available to purchasers in any other jurisdictions outside of Canada.

Under Ontario securities legislation, certain purchasers who purchase securities offered by an offering memorandum (including this presentation) during the period of distribution will have a statutory right of action for damages, or while still the owner of the securities, for rescission against the Company or any selling security holder if the offering memorandum contains a misrepresentation without regard to whether the purchasers relied on the misrepresentation. The right of action for damages is exercisable not later than the earlier of 180 days from the date the purchaser first had knowledge of the facts giving rise to the cause of action and three years from the date on which payment is made for the securities. The right of action for rescission is exercisable not later than 180 days from the date on which payment is made for the securities. If a purchaser elects to exercise the right of action for rescission, the purchaser will have no right of action for damages against the Company or any selling security holder. In no case will the amount recoverable in any action exceed the price at which the securities were offered to the purchaser and if the purchaser is shown to have purchased the securities with knowledge of the misrepresentation, the Company and any selling security holder will have no liability. In the case of an action for damages, the Company and any selling security holder will not be liable for all or any portion of the damages that are proven to not represent the depreciation in value of the securities as a result of the misrepresentation relied upon.



SILVER CROWN
ROYALTIES INC.

Cboe: SCRI
OTCQX: SLCRF
BF: QSO

WHY SILVER?



A HEDGE AGAINST CURRENCY DEVALUATION

Maintains purchasing power through time

Attribute	Precious Metal	Currency	Crypto	Treasurys
Real Savings	✓	✗	✗	✓
Fungible	✓	✓	✓	✓
Portable	✓	✓	✓	✓
Durable	✓	✗	✗	✓
Divisible	✓	✓	✓	✗
Scarce	✓	✗	✓	✗
History/Acceptance	✓	✓	✗	✓
Decentralized	✓	✗	✓	✗
Physical Form	✓	✓	✗	✗
Other Uses	✓	✗	✗	✗
Infinitely Available	✗	✓	✓	✓
Universal/Elemental	✓	✗	✗	✗
Maintain Purchasing Power	✓	✗		✗
Volatile	✗	✓	✓	✓
Created at will	✗	✓	✓	✓



SILVER CROWN
ROYALTIES INC.

Cboe: **SCRI**
OTCQX: **SLCRF**
BF: **QSO**

WHY SILVER CROWN?



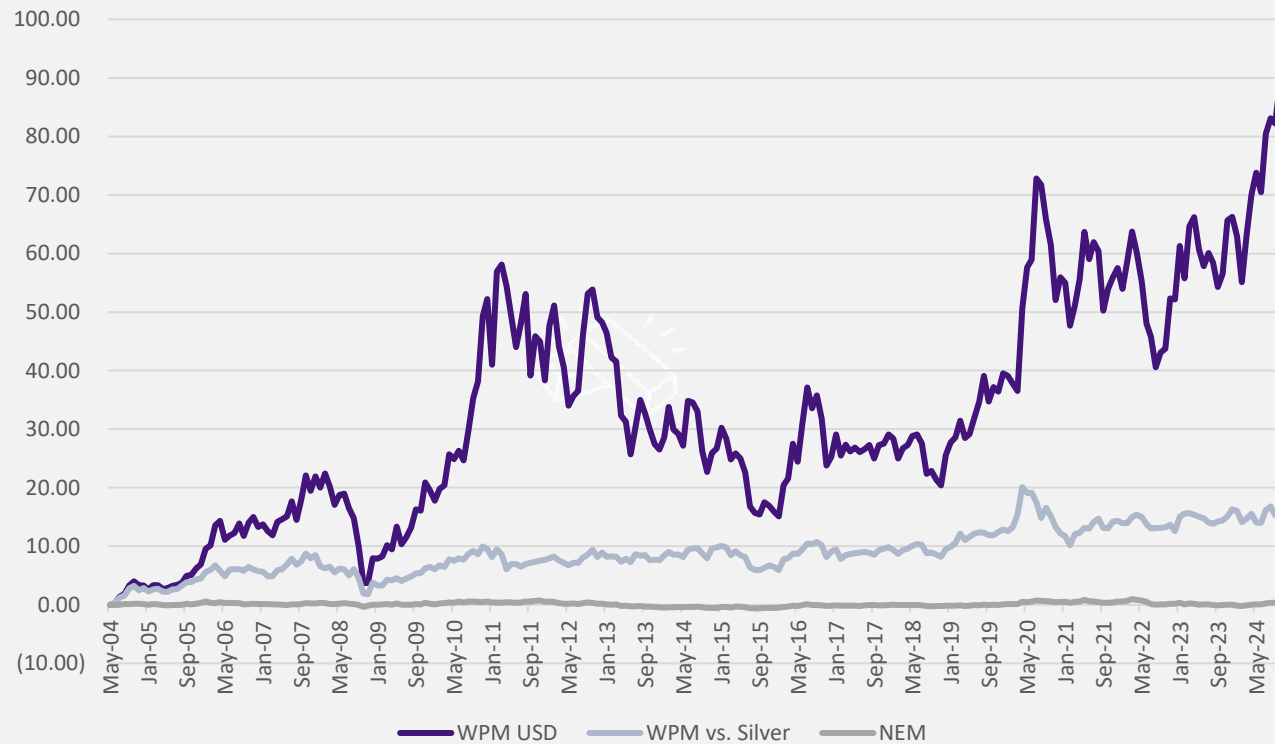
BUILT TO FILL A VOID

Only company that “ticks all the boxes”

Attribute	Metal	Equity ETF	Metal ETF	Royalty Cos	SCRI
Organic Growth	X	✓	X	✓	✓
Structural Growth	X	✓	X	✓	✓
High Margins		X		✓	✓
Portfolio Approach	X	✓	X		✓
ROIC > WACC	X	X	X	✓	✓



CASE STUDY – WHEATON PRECIOUS

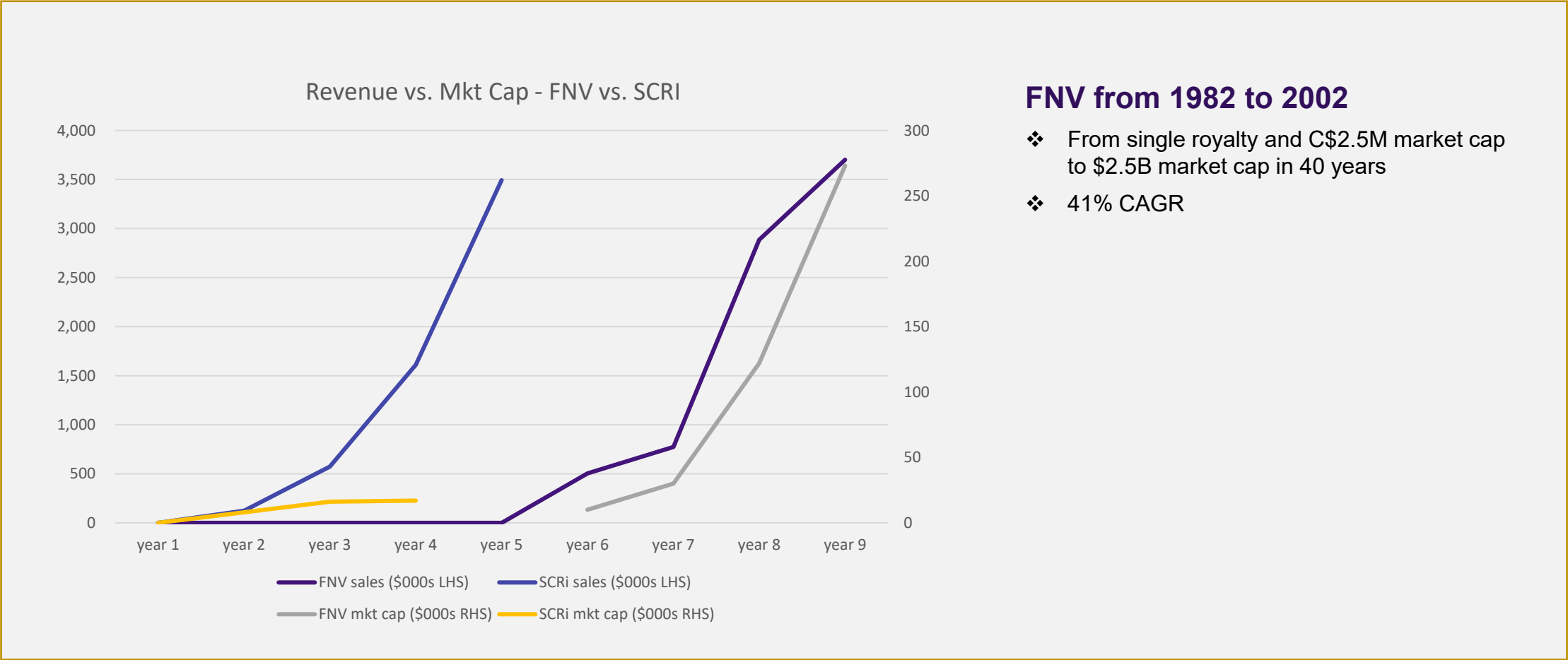


SLW (WPM) from 2004 to 2009

- ❖ SLW grew to a C\$3B company from a single asset concept
- ❖ Goldcorp sold its remaining 30% stake for C\$1B



CASE STUDY – FRANCO-NEVADA





SILVER CROWN
ROYALTIES INC.

Cboe: SCRI
OTCQX: SLCRF
BF: QSO

ABOUT THE CONCEPT



WHAT WE DO

The mechanics of royalties





HOW IS THAT DIFFERENT?

Applying discovered opportunities

ROYALTIES:

- ❖ Created by prospectors
- ❖ Cover all metals/minerals
- ❖ Registered on title
- ❖ No investor protection
- ❖ Real option value

STREAMS:

- ❖ Single element/mineral
- ❖ Created by operator
- ❖ No/very little investor protection
- ❖ Secured debt instrument
- ❖ Not on title



SILVER CROWN ROYALTIES:

- ❖ Single mineral
- ❖ Mutually beneficial royalty instrument created by SCRI
- ❖ Allows operator to create value from byproduct/coproduct mineral
- ❖ Investor protection
 - ❖ Minimum delivery obligation
 - ❖ Investment amount spread out in multiple tranches contingent on operational and exploration success by operator
- ❖ Registered on title



IMPROVING ON THE ROYALTY MODEL

INVESTMENTS

- First to create single element NSR royalty (90% silver only), structured with built in safeguards, including minimum silver payment obligations and registered on title
- Aim for minimal economic impact (usually under 2%) / pick up the crumbs
- Target a return on investment – use portfolio approach (diversification / staged deployment); target allocation no more than 10% of SCRI's total capital on any single project

INFRASTRUCTURE

- Target projects with no existing resources/reserves
- Mines, Mills, Smelters, Refineries, Recyclers, Autoclaves, Off-takers, etc.
- Higher of output or minimum number of ounces deliverable

INCENTIVES

- Investments structured using staged payments
- Reward production increases and exploration success, minimize cash up front
- Equity utilized as consideration for royalty acquisition wherever possible



ACCOMPLISHED

2025

- Raised C\$3.0 million
- Closed 1st Tranche of PPX royalty and received royalty payment for Q1
- Announced EDM silver royalty
- Filed inaugural annual information form and audited annual financial statements
- Advanced several pipeline opportunities

2024

- Raised >C\$5.0 million in gross proceeds, deployed C\$3.3 million in capital
- Commenced trading on Cboe Canada, OTCQX and the Boerse Frankfurt
- Doubled minimum silver equivalent payments to 22,000 ounces per year
- More than tripled revenue over 2023
- Closed 2024 with three royalties, two executed two definitive agreements and a path to potential free cash flow in 2025

2023

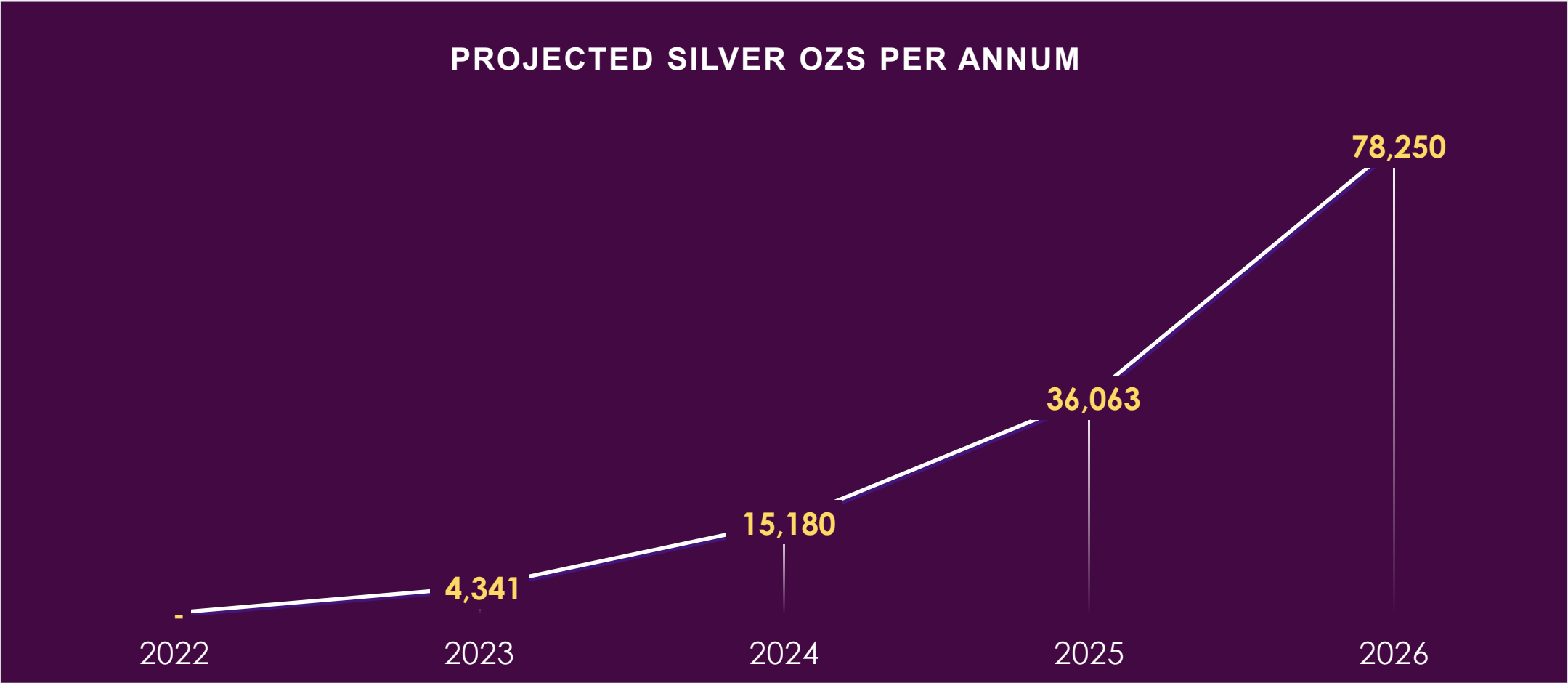
- Raised >C\$5.0 million in gross proceeds from two financing rounds (\$4 and \$8)¹
- Created silver-only royalties on two producing mines with novel minimum delivery obligations ¹
- Generated revenue¹
- Increased minimal silver equivalent payments to 10,000 ounces per year from zero
- Deployed C\$3.7 million in capital

1. Management's Discussion and Analysis For the three months ended March 31, 2024



MATERIAL SILVER DELIVERY GROWTH

Now The Fastest Growing Nano-Cap Royalty Company



1. Assumes timely satisfaction of minimum delivery obligations in full
2. Based on PPX Definitive Agreements



>300% REVENUE GROWTH

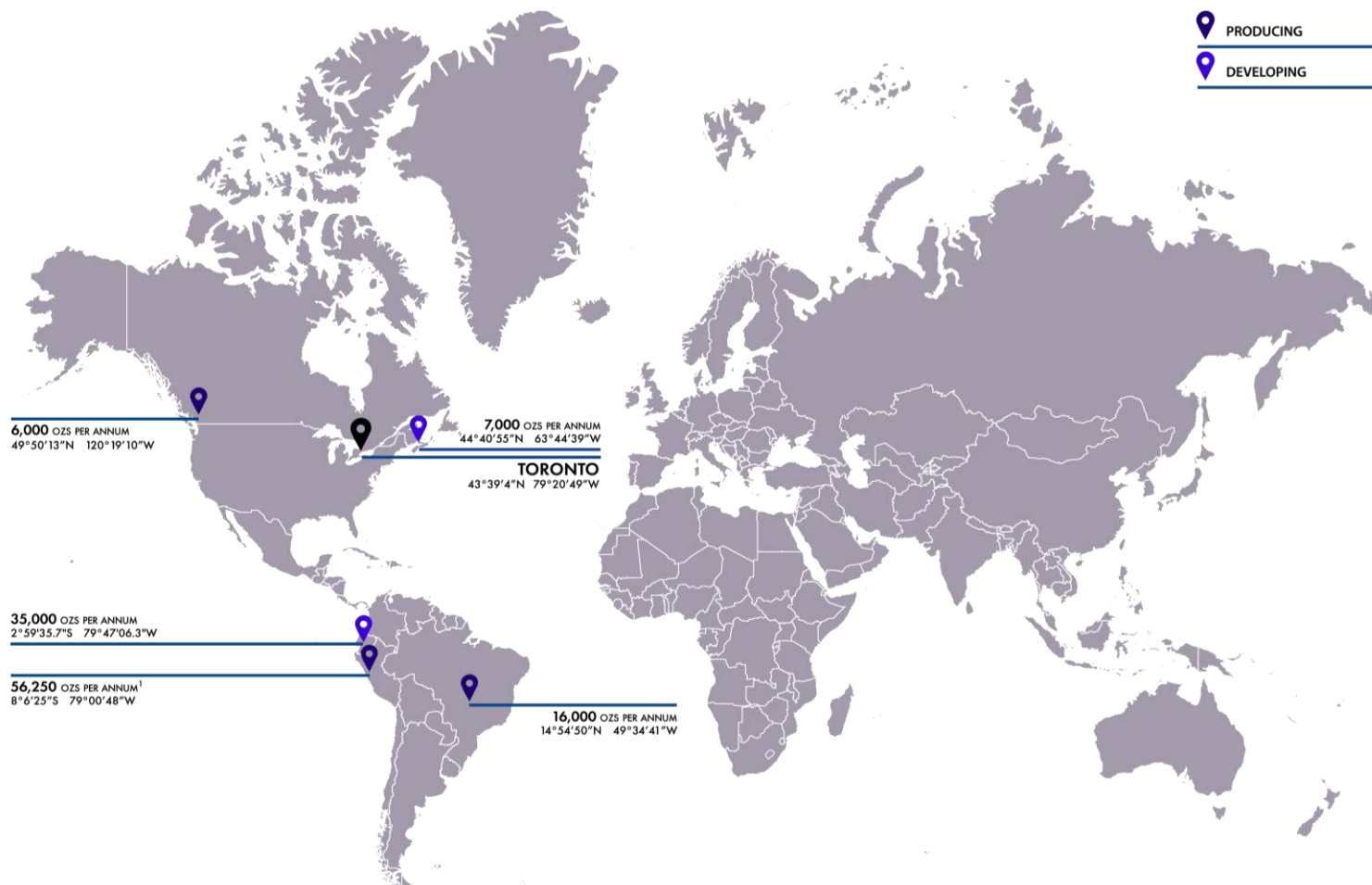
Name	Revenue T12M	Curr Shares Out	Sales Gr1 T12M	SG&A Expn T12M	Market Cap
Investable Universe (7)	614.68M	33.39M		267.78k	467.62M
SILVER CROWN ROYALTIES INC	581.34k	2.46M	365.92%	438.37k	15.36M
SURYA INDUSTRIAL CORP LTD	114.33M	12.33M	296.90%	195.00k	380.19M
TRIGON METALS INC	28.69M	54.14M	259.14%	206.25k	14.89M
KUWAIT FOUNDRY CO SAK	668.91k	65.00M	-1.27%	336.19k	39.52M
SIYARAM RECYCLING INDUST...	4.13B	21.79M	-16.21%	63.00k	2.68B
HARIYANA VENTURES LTD	27.65M	580.50k	-61.60%	451.00k	121.32M
STAR ROYALTIES LTD	940.50k	77.46M		184.63k	20.91M

Bloomberg EQS Function with following parameters:

- Sectors: Metals & Mining
- T12M Revenue > 0.5 million
- Current shares outstanding < 200 million
- T12 SG&A < 0.5 million
- T12 SG&A > 0.0 million
- Current market cap > 10 million
- Rank by Trailing 12M sales – 1 Yr Growth



SILVER PORTFOLIO



LOCATION OF MINIMUM DELIVERIES OF SILVER

Expected silver-equivalent is at least the number shown

1. Starting 2025, assuming transaction closes



CURRENT PORTFOLIO and PIPELINE

Combined pipeline IRR >20%

- Apply the standards in future transactions
- Currently have two binding documents outstanding
- Pipeline has >10 more active discussions

	Min Ozs	Max Ozs	Curr. Ozs	Up Front	Bonus	Equity	Net Cash	NPV	IRR	Stage
Elk Gold	6.0	40.0	6.0	3.0	3.5	3.5	3.0	8.5	15%	closed
PGDM	16.0	40.0	16.0	2.7	2.1	2.1	2.7	9.5	19%	closed
BAC	35.0	n/a	pre-dev't	1.0 (equity)	3.0	4.0	n/a	7.6	21%	closed
Total	22.0	80.0	22.0	5.7	5.6	5.6	5.7	25.6	18%	
PPX	56.3	112.5	1.0	1.4	2.1	3.5	3.5	6.5	50%	closing
EDM	7.0	14.0	restart	1.0	0.5	1.0	0.5	3.0	25%	closing



CAP STRUCTURE and OWNERSHIP

3.0M shares outstanding for an implied market cap of C\$21.5M as of July 14, 2025

Private placement at \$1.00

- Issued 165k shares; management participated in >50% of placement¹

Private placement at \$4.00

- Issued 825k units (May 5, 2023 to June 15, 2023). Each unit consisted of one share and a half warrant at an exercise price of \$8 for a period of two years.¹

Private placement at \$8.00

- Issued 295k units (July 21, 2023 to May 14, 2024). Each unit consisted of one share and a half warrant at an exercise price of \$16 for a period of two years.¹

Private placement at \$10.00

- Issued 370k units (May 16 to June 28, 2024). Each unit consisted of one share and one full warrant at an exercise price of \$16 for a period of three years.²

Private placement at \$10.00

- Issued 115,912 units (July 2 to August 1, 2024).
- Each unit consisted of one share and a warrant at an exercise price of \$16.00 for a period of three years.³

Private placement at \$6.50

- Issued 467,779 units (Feb 18 to July 14, 2025).

Instrument	
Common shares	3,012,023
\$16 warrant	823,611
\$13 warrant	529,642
RSUs	89,485
Fully diluted	4,454,761
Share Price (C\$/sh)	7.15
Implied Market Capitalization (C\$)	21,535,964

Share price as of July 14, 2025

	\$1 Founder Round	\$1 Sweat Equity	\$4 Seed Round	\$4 Sweat Equity	\$8 Pre-IPO Round	\$8 Sweat Equity	\$10 IPO Round	Go-Public Transaction	\$10 Post-IPO Round	Royalty Interests	\$6.5/unit Round	Share-based comp	Total No. of Shares
Retail			626,125		252,660		91,750		115,912		410,856	-	1,483,303
Institutions			105,000		26,250		245,000				50,000		426,250
Corporate					1,750	6,150	7,980	120,500		112,500		14,000	262,880
Friends & Family	85,000		54,500	1,275	10,624		25,700	61,500			3,846		242,445
Management	80,000	275,000	40,400	90,000	5,000		-	-			3,077	103,668	597,145
	165,000	275,000	826,025	91,275	296,284	6,150	370,430	182,000	115,912	112,500	467,779	117,668	3,012,023

1. Management's Discussion and Analysis For the three months ended March 31, 2024.

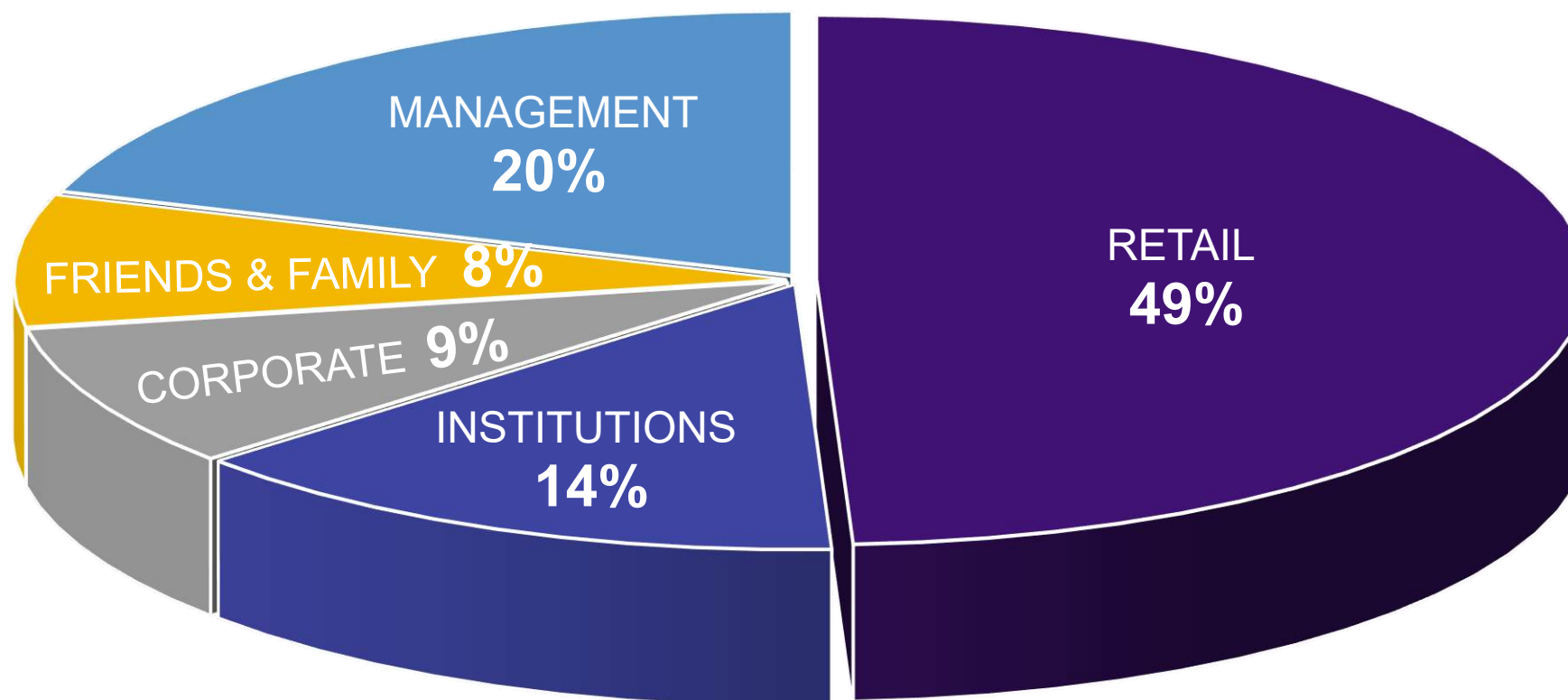
2. Silver Crown Royalties Press Release – Silver Crown Royalties Completes Offering of Subscription receipts and amalgamation with Reporting Issuer – July 2, 2024.

3. Silver Crown Royalties Press Release – SCRI Announces Closing of \$1,159,120 Subsequent Financing– August 1, 2024



OWNERSHIP by INVESTOR TYPE

3.0M shares outstanding for an implied market cap of C\$21.5M as of July 14, 2025





TICKER	NAME	CLOSE	MKT CAP	EV	P/NAV	P/B	P/S	P/S (25e)	P/S (26e)	S/EQUITY	SALES GWTH	P/S/GWTH
WPM CN	WHEATON PRECIOUS METALS CORP	100.93	45,789.7	31,390.2	6.3	4.4	30.1	27.2	26.3	21%	26%	113.8
FNV CN	FRANCO-NEVADA CORP	206.13	39,690.9	26,462.7	6.6	4.7	30.9	28.5	25.7	21%	n/a	n/a
RGLD US	ROYAL GOLD INC	155.60	10,239.4	10,061.1	3.3	3.3	12.6	12.6	10.8	26%	19%	67.3
Sr. Average (>\$10B)					5.4	4.1	24.5	24.6	22.6	22%		90.6
OR CN	OSISKO GOLD ROYALTIES LTD	28.19	5,265.3	3,737.8	4.4	3.1	23.2	28.2	26.0	19%	4%	536.1
TFPM CN	TRIPLE FLAG PRECIOUS MET	26.28	5,277.3	3,673.9	3.0	2.1	17.8	17.6	17.6	17%	32%	55.8
SSL CN	SANDSTORM GOLD LTD	9.93	2,940.9	2,435.4	2.1	1.5	15.5	15.1	14.5	13%	n/a	n/a
ALS CN	ALTUS MINERALS CORPORATION	23.02	1,065.6	1,167.0	1.9	1.9	22.8	19.2	19.1	8%	n/a	n/a
Jr. Average (>\$1B)					2.6	2.0	20.3	19.7	19.1	15%		296.0
MTA CN	METALLA ROYALTY & STREAMING	3.78	349.6	353.9	1.0	1.0	29.3	21.2	14.5	3%	73%	40.3
EMX CN	EMX ROYALTY CORP	2.61	284.0	245.4	1.7	1.7	6.2	9.0	6.8	28%	3%	199.8
ELE CN	ELEMENTAL ALTUS ROYALTIES CO	1.27	312.1	233.3	2.0	1.1	20.9	19.1	10.1	10%	22%	95.9
OGN CN	OROGEN ROYALTIES INC	1.38	278.5	257.1	4.5	4.3	48.8	37.6	36.6	9%	69%	70.4
GROY US	GOLD ROYALTY CORP	1.29	219.9	267.4	0.4	0.4	16.4	11.8	6.8	2%	231%	7.1
VOXr CN	VOX ROYALTY CORP	3.88	196.9	184.3	3.2	3.2	12.1	10.6	8.1	26%	n/a	n/a
FISH CN	SAILFISH ROYALTY CORP	1.61	114.2	82.3	3.1	2.3	28.4	34.6	26.6	8%	n/a	n/a
Microcap Avg (<\$1B)					2.2	1.9	21.4	15.6	10.6	8%		82.7
GMX CN	GLOBEX MINING ENTERPRISES	1.25	70.1	41.2	2.1	2.1	47.0			1%	n/a	n/a
VROY CN	VIZSLA ROYALTIES CORP	1.78	62.3	54.4	n/a		n/a			0%	n/a	n/a
EMPR CN	EMPRESS ROYALTY CORP	0.44	52.2	54.0	2.1	2.1	4.7			57%	128%	3.7
NGLD US	NEVADA CANYON GOLD CORP	1.27	35.1	28.1	3.9	3.8	n/a			0%	n/a	n/a
STRR CN	STAR ROYALTIES LTD	0.26	19.8	11.8	0.4	0.2	14.3			1%	n/a	n/a
SCRI CN	SILVER CROWN ROYALTIES INC	5.60	14.8	13.3	1.6	1.5	19.3	10.8	4.9	10%	366%	5.3
ELEC CN	ELECTRIC ROYALTIES LTD	0.13	15.2	21.3	1.1	1.0	220.6			0%	n/a	n/a
Nanocap Avg (<\$100mln)					1.7	1.7	26.9			11%		4.5



SILVER CROWN
ROYALTIES INC.

Cboe: **SCRI**
OTCQX: **SLCRF**
BF: **QS0**

THE STANDARD



STANDARD I – PPX's Igor Mine

- 56-112kozspa minimum deliveries over +4 years
- US\$2.5M up-front cash payment for 15% silver NSR royalty on producing Igor Mine
- Silver is byproduct credit; total LOM expected delivery to SCR > 200,000 ounces (>50% IRR)
- Bonus payment – US\$2.5M for the doubling of ounces deliverable

STANDARD II – Pilar Gold's PGDM

- 16.0-32.0kozspa minimum deliveries for 10 years in two tranches; total LOM expected delivery to SCR > 300,000 ounces
- US\$2.0M up-front cash payment for 90% silver NSR royalty on producing PGDM operations
- Royalty provides for minimum of equivalent of 16,000 annual ounces (19% IRR)
- Bonus payment – US\$1,500,000 in equity for doubling of deliveries to 32,000ozspa
- **Minimum deliveries allowed for crystallization of value otherwise unrecognized – Ag ozs are not reported by Pilar**

STANDARD III – BacTech

- 35.0kozspa minimum deliveries for 10 years
- C\$1.0M up-front **equity** payment for 90% silver NSR royalty on facility in Ecuador
- Silver is byproduct credit; total LOM expected delivery to SCR > 350,000 ounces
- Royalty provides for minimum of equivalent of 35,000 annual ounces (21% IRR)
- Bonus payment – C\$3.0M in equity for advancing project through to production



SILVER CROWN
ROYALTIES INC.

Cboe: **SCRI**
OTCQX: **SLCRF**
BF: **QS0**

THE TEAM



BOARD AND MANAGEMENT



Peter Bures

Founder, Chairman and Chief Executive Officer

Peter Bures is a Geological and Mineral Engineer with 25+ years of mining and metals capital market expertise. Recent experience includes CEO at C2C Gold, Co-Founder and Chief Business Development Officer at Star Royalties, Director Global Mining Sales at BMO Capital Markets (New York) and Portfolio Management at Sentry Investments where he co-managed several top-ranked funds. He also held various equity research roles, including VP Analyst at Canaccord Genuity, HSBC (New York and Toronto) and Orion Securities. Mr. Bures began his career as a mining engineer at Placer Dome and is a graduate BAsC Geo. Eng. University of Toronto.



Philip van den Berg

Lead Independent Director

Philip van den Berg has over 35 years of capital markets expertise in Europe managing capital market transactions, public listings and mergers and acquisitions. Past experience includes, investment analyst, head of research and investment policy committee member. The majority of Mr. van den Berg's sell-side experience was with Goldman Sachs (1987 London) European equities division, then Deutsche Morgan Grenfell (1995) re-establishing its European equities division. In 1997 he moved to the buy-side as co-founder of Olympus Capital Management, and Taler Asset Management (2006) in Gibraltar. In 2014 he became an active investor in various start-up companies in Europe and the US in director and CFO roles. Mr. van den Berg graduated 1985 cum laude in economics at the University of Amsterdam.



Hassnain Raza, CPA, FCA, FCCA, MBA, CIA

Chief Financial Officer

Hassnain Raza is a CPA with 20+ years of financial experience in Canada, USA, Europe, Asia and the Caribbean serving both public and private sector clients. Mr. Raza is the founding partner of a boutique consulting firm specializing in CFO advisory services to start-ups and SMEs. Previously held senior management and leadership roles at Namaste Technologies, and Senior Manager at KPMG. He is founder and patron of Allama Iqbal Model School in Pakistan, providing free education (kindergarten – grade 10)



Peter Simeon, LLP

Independent Director

Peter Simeon has over 20 years of experience as a lawyer focused on securities, corporate finance, and mergers and acquisitions. Since February 2015 he has been a partner at Gowling WLG (Canada) LLP and has extensive experience in corporate commercial and securities law. Prior to 2015, he was a partner at a boutique corporate law firm in Toronto. Mr. Simeon has a Bachelor of Arts from Queen's University and a law degree from Osgoode Hall at York University. Mr. Simeon acts as an independent director on several publicly traded companies in Canada.



Zac Kotowych

Corporate Development

Zachary Kotowych is a geophysicist with over half a decade of mining and metals capital market experience. Previous roles include equity research positions at Haywood and Red Cloud Securities. Additionally, he worked as an exploration geologist at Solstice Gold, Great Bear Resources (now Kinross Gold Corp.), and Carlisle Goldfields (now Alamos Gold). Mr. Kotowych holds an MSc in Geophysics, and a BSc in Mathematics and Geology, both from the University of Toronto.



Peter Schloo, CPA, CA, CFA

Independent Director

Peter Schloo is CPA, CA and CFA with 10+ years of progressive experience in capital markets, operations and assurance. He is also a license prospector in Ontario, Canada. Currently CEO at Heritage Mining Ltd. and a Director at Pacific Empire Minerals Corp. (PEMC), he has held Senior Executive positions in a number of private companies, a majority in the Precious Metals sector including Ion Energy Ltd. and Spirit Banner Capital Corp. Mr. Schloo past successes include over C\$85M in associated capital raising opportunities involving public and private companies.



ADVISORS TO THE BOARD



Mitchell E. Lavery, P.Geo
Technical Advisor

Mitchell Lavery has over 48 years exploration and development experience with a number of junior and major mining companies. He has worked across North America, South America, Europe and West Africa. Mr. Lavery is currently President and director of Seahawk Gold Corp. He has been involved in the discovery of a multitude of sulfide and gold deposits in Canada; as well as a number of Mines including Bell Creek Gold Mine (Timmins ON); two uranium deposits (Wollaston Domain SK); discovery through operation of Joubie Gold Mine (Val-d'Or QC); and the acquisition/development of the Quebec Lithium property (Lacorne QC). Mr. Lavery is a licensed professional geologist (P. Geo) and is a Qualified Person under NI-43-101 regulations.



Wray Carvelas, MBA
Technical Advisor

Wray Carvelas provided 25 years of visionary leadership, developing and implementing ambitious strategic plans. Mr. Carvelas is Founder and CEO of Ascencia Group, providing strategic and executive leadership development to the mining industry. He is also a Director at Heritage Mining. Mr. Carvelas previous experience includes Senior positions at DRA Global responsible for business growth and development in North and South America; as well as KBR, ELB, and De Beers managing development, production, and metallurgical (R&D and capital management).



Frank Balint, P.Geo
Technical Advisor

Frank Balint is a seasoned mining executive with over 35 years of broad ranging experience in the mining industry. He has been involved in all aspects of the mining life cycle, possesses strong technical skills backed up by solid financial experience that has resulted in a strong exploration and acquisition track record. Previously, a senior member of the executive team at Inmet for nearly 20 years, was crucial in executing corporate strategy that saw Inmet grow market cap to over \$5 billion. Former director of Wolfden Resources Inc. that was sold to Zinifex for \$363 million. Mr Balint is a licensed professional geologist (P. Geo) in Ontario, British Columbia and NWT.

SILVER CROWN
ROYALTIES INC



WEALTH FROM SILVER

C'boe: **SCRI**
OTC**QX**: **SLCRF**
BF: **QS0**

SILVER CROWN ROYALTIES

CBOE :**SCRI** | OTCQX : **SLCRF** | BF : **QS0**

Peter Bures

Founder, Chairman, and CEO

Email pbures@silvercrownroyalties.com

Phone 437-997-8088

